

TRAINING COURSES

RADIANCE BEAUTY TRAINING



RADIANCE BEAUTY TRAINING

Radiance Beauty Training was established in 2018 by founder Jamie Collins, who began her eyelash career in 2013 with lash extensions, going on to do lash lifts and brow treatments in 2015. In 2019 expanding into the semi permanent makeup industry and then skin in 2021.

This means there is over 10 years experience in the industry under her belt and she still spends the majority of her working week with clients, regularly taking masterclasses herself to ensure the most upto date treatments, products and techniques are being put into place.

Radiance Beauty Training is a recognised Beauty Academy and all tutors hold their Award in Education and Training qualification and all of our courses are accredited in the UK. This means that upon completion of your course and receiving your certificate you will be able to obtain insurance in the UK.

Our courses are all 1-1, or we can accommodate small class sizes if required. This enables us to provide you with the best training to suit your learning needs.

All of our courses include further education on photography, business and marketing to help you advance in the industry. The support from our tutors is for life, not just the duration of your course, so when're you need us throughout your career you can contact us!



Beginners Classic Semi Permanent Eyelash Extensions

THEORY - 12 hours at home

PRACTICAL- 1 day in clinic

1-1 COURSE

COURSE PRICE

With kit £350

Without kit £275

KIT INCLUDES:

- x2 tweezers
- x15 under eye pads
- x1 bottle of UK produced adhesive
 - x4 trays of lashes
- x1 bottle of remover
 - x15 spoolies
- x25 sponge applicators
- x1 bottle of lash cleanser
 - x1 roll of tape

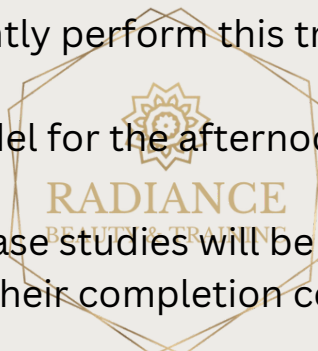
PRE REQUISITES - None

£150 to secure the date, remaining balance due 14 days prior to you practical.

This course provides you with the knowledge and skills to safely and confidently perform this treatment.

You will need to bring a model for the afternoon part of your practical day.

At the end of the course 3 case studies will be required before students will receive their completion certificate.



Beginners Classic Semi Permanent Eyelash Extensions

MODULES

- Health and Safety
- Health and Safety Guidelines
- Work Etiquette
- Sterilisation Methods
- Insurance
- Anatomy & Physiology
- The Skin
- The Hair
- Hair Growth Cycle
- Hair Types
- The Eye
- Muscles of the Eye
- Hormones
- Natural Lashes
- Contraindications
- Contraactions
- Thorough Consultations
- Record Keeping
- GDPR
- Patch Testing
- Lash Extension Production
- About Classic Lashes
- Types of Lashes
- About Adhesive
- Adhesive and it's Environment
- Storing Adhesive
- Reactions
- Equipment List
- Trolley Set Up
- Eye Shapes
- Lash Styling
- Lash Application
- Step-by-step
- Aftercare
- Infills
- Removal Methods
- Removal Step-by-step
- Pricing
- Dermodex
- Consultation
- Photography
- Marketing



Handmade Russian Volume Semi Permanent Eyelash Extensions

THEORY - 20 HOURS AT HOME
PRACTICAL- 1 DAY IN CLINIC PRACTICAL
1-1 COURSE

COURSE PRICE
WITH KIT £250
WITHOUT KIT £200

KIT INCLUDES:

- x1 volume tweezers
- x5 trays of volume lashes

PRE REQUISITES - Classic Lash Extension Qualification. If you wish to go straight to volume this is an additional £150.

£100 to secure the date, remaining balance due 14 days prior to you practical.

This course provides you with the knowledge and skills to safely and confidently perform this treatment.

You will need to bring a model for the afternoon part of your practical day.

At the end of the course a case study will be required before students will receive their completion certificate.



Handmade Russian Volume Semi Permanent Eyelash Extensions

MODULES

- Health and Safety
- Health and Safety Guidelines
- Work Etiquette
- Sterilisation Methods
- Insurance
- Anatomy & Physiology
- The Skin
- The Hair
- Hair Growth Cycle
- Hair Types
- The Eye
- Muscles of the Eye
- Hormones
- Natural Lashes
- Contraindications
- Contraactions
- Thorough Consultations
- Record Keeping
- GDPR
- Patch Testing
- Lash Extension Production
- About Volume Lashes
- Types of Lashes
- Weight Distribution
- About Adhesive
- Adhesive and it's Environment
- Storing Adhesive
- Reactions
- Equipment List
- Trolley Set Up
- Eye Shapes
- Lash Styling
- Ways to Create Fans
- Lash Application
- Step-by-step
- Aftercare
- Pricing
- Consultation
- Photography
- Marketing



Eyelash Lifting and Tinting

THEORY - 12 HOURS AT HOME
PRACTICAL- 1 DAY IN CLINIC PRACTICAL
1-1 COURSE

COURSE PRICE
WITH KIT £295
WITHOUT KIT £195

KIT INCLUDES:

- x10 Y combs
- x1 lifting tool
- x10 sachets of lifting solution
- x10 sachets of neutralising solution
- x10 sachets of conditioning solution
(enough to perform around 30 lash lifts)
- x10 pairs of shields in varying sizes
- x10 pairs of under eye pads
- x1 bottle of adhesive
- x1 bottle of tint
- x1 bottle of developer
- x10 spoolies

PRE REQUISITES - None

£150 to secure the date, remaining balance due 14 days prior to you practical.

This course provides you with the knowledge and skills to safely and confidently perform this treatment. You will need to bring a model for the afternoon part of your practical day.

At the end of the course the student will receive their completion certificate.

Eyelash Lifting and Tinting

MODULES

- Health and Safety
- Health and Safety Guidelines
- Work Etiquette
- Sterilisation Methods
- Insurance
- Anatomy & Physiology
- The Skin
- The Hair
- Hair Growth Cycle
- Hair Types
- The Eye
- Muscles of the Eye
- Hormones
- Natural Lashes
- Contraindications
- Contraactions
- Thorough Consultations
- Record Keeping
- GDPR
- Patch Testing
- Reactions
- Equipment List
- Trolley Set Up
- Eye Shapes
- Shields
- Tinting
- Step-by-step
- Relaxing Step-by-step
- Pricing
- Consultation
- Troubleshooting
- Photography
- Marketing



Eyebrow Waxing and Tinting

THEORY - 12 HOURS AT HOME
PRACTICAL- 1 DAY IN CLINIC PRACTICAL
1-1 COURSE

COURSE PRICE
WITH KIT £295
WITHOUT KIT £195

KIT INCLUDES:

- x1 wax heater
- x2 pots of wax
- x1 pack of waxing strips
- x1 bottle of pre wax lotion
- x1 bottle of after wax lotion
 - x1 tweezers
 - x2 tubes of tint
 - x1 bottle of developer
 - x1 dappen dish

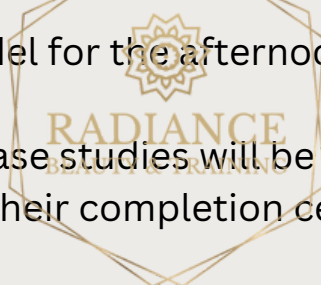
PRE REQUISITES - None

£150 to secure the date, remaining balance due 14 days prior to you practical.

This course provides you with the knowledge and skills to safely and confidently perform this treatment.

You will need to bring a model for the afternoon part of your practical day.

At the end of the course 3 case studies will be required before students will receive their completion certificate.



Eyebrow Waxing and Tinting

MODULES

- Health and Safety
- Health and Safety Guidelines
- Work Etiquette
- Sterilisation Methods
- Insurance
- Anatomy & Physiology
- The Skin
- The Hair
- Hair Growth Cycle
- Hair Types
- The Eye
- Muscles of the face
- Hormones
- Contraindications
- Contraactions
- Thorough Consultations
- Record Keeping
- GDPR
- Patch Testing
- Reactions
- Hair Removal Methods
- Tinting
- Waxing
- Equipment List
- Trolley Set Up
- Face Shapes
- Styling Brows
- Step-by-step
- Aftercare
- Pricing
- Marketing
- Photography
- Consultation



Eyebrow Lamination and Tinting

THEORY - 12 HOURS AT HOME
PRACTICAL- 1 DAY IN CLINIC PRACTICAL
1-1 COURSE

COURSE PRICE
WITH KIT £250
WITHOUT KIT £180

KIT INCLUDES:

- x5 Y combs
- x10 sachets of lifting solution
- x10 sachets of neutralising solution
- x10 sachets of conditioning solution
(enough to perform around 20-30 treatments)
- x1 bottle of tint
- x1 bottle of developer
- x10 spoolies

£150 to secure the date, remaining balance due 14 days prior to you practical.

This course provides you with the knowledge and skills to safely and confidently perform this treatment.

You will need to bring a model for the afternoon part of your practical day.

At the end of the course students will receive their completion certificate.



Eyebrow Lamination and Tinting

MODULES

- Health and Safety
- Health and Safety Guidelines
- Work Etiquette
- Sterilisation Methods
- Insurance
- Anatomy & Physiology
- The Skin
- The Hair
- Hair Growth Cycle
- Hair Types
- The Eye
- Muscles of the Face
- Hormones
- Contraindications
- Contraactions
- Thorough Consultations
- Record Keeping
- GDPR
- Patch Testing
- Reactions
- Tinting
- Equipment List
- Trolley Set Up
- Face Shapes
- Styling Brows
- Step-by-step
- Aftercare
- Pricing
- Marketing
- Photography
- Consultation
- Troubleshooting



Gel Polish

THEORY - 12 HOURS AT HOME
PRACTICAL- 1 DAY IN CLINIC PRACTICAL
1-1 COURSE

COURSE PRICE
WITH KIT £350
WITHOUT KIT £150

KIT INCLUDES:

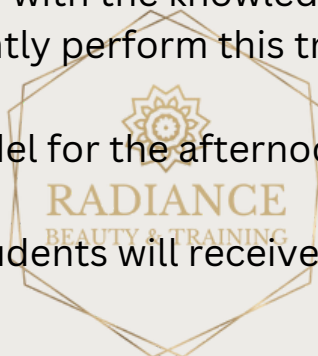
- UV Lamp
- x5 files
- Base Coat
- Top Coat
- x8 Colours
- Buffer Block
- Nail Prep
- Gel Remover
- Lint free wipes
- Cuticle Sticks
- Cuticle Oil

£150 to secure the date, remaining balance due 14 days prior to you practical.

This course provides you with the knowledge and skills to safely and confidently perform this treatment.

You will need to bring a model for the afternoon part of your practical day.

At the end of the course students will receive their completion certificate.



Gel Polish

MODULES

- Health and Safety
- Health and Safety Guidelines
- Work Etiquette
- Sterilisation Methods
- Insurance
- Anatomy & Physiology
- The Skin
- The Hand
- The Nail
- Hormones
- Contraindications
- Contraactions
- Thorough Consultations
- Record Keeping
- GDPR
- Reactions
- Builder Gel
- Equipment List
- Trolley Set Up
- Nail Shapes
- Step-by-step
- Aftercare
- Pricing
- Marketing
- Photography
- Consultation
- Troubleshooting



Masterclasses

THEORY - 3 HOURS AT HOME

PRACTICAL- HALF DAY IN CLINIC PRACTICAL or upto 4 hours for a virtual masterclass

1-1 COURSE

COURSE PRICE

WITHOUT KIT £150

We offer masterclasses in all eyelash and eyebrow treatments and no two masterclasses are the same. Prior to your masterclass we will ask you if there are certain topics that you would like to go over and we will create a masterclass focused on these. You will receive our foundation manual covering all health and safety as well as anatomy and physiology, on top of our in depth manual for that course. We will go over the best methods and products to use and help troubleshoot any problems that you've had with the treatment.

You are welcome to bring a model to your in person course if you'd like to physically perform the treatment.

£100 to secure the date, remaining balance due 14 days prior to you practical.

At the end of the course students will receive their masterclass completion certificate.



Lash Extension Bundle

INCLUDES

CLASSIC SEMI PERMANENT LASH EXTENSIONS
HANDMADE VOLUME LASH EXTENSIONS
HYBRID LASH EXTENSIONS

COURSE LENGTH: 3 consecutive days or 2 days spread over a few months

PRICE

WITH KIT - £525

WITHOUT KIT- £425

Kit includes full classic kit and full volume kit.



Lash Tech Bundle

INCLUDES

CLASSIC SEMI PERMANENT LASH EXTENSIONS
HANDMADE VOLUME LASH EXTENSIONS
HYBRID LASH EXTENSIONS
EYELASH LIFTING AND TINTING

COURSE LENGTH: 3 consecutive days or 2 days spread over a few months

PRICE

WITH KIT - £600
WITHOUT KIT - £500

Kit includes full classic lash kit, full volume lash kit and a full lash lifting and tinting kit.



Brow Boss Bundle

INCLUDES

EYEBROW WAXING
EYEBROW TINTING
EYEBROW LAMINATION

COURSE LENGTH: 1 day in clinic, theory at home

PRICE

WITH KIT - £500
WITHOUT KIT - £350

Kit includes full brow lamination kit and full waxing and tinting kit.



Lash Lift and Brow Lamination Bundle

INCLUDES

EYEBROW WAXING
EYEBROW TINTING
EYEBROW LAMINATION
EYELASH LIFTING
EYELASH TINTING

COURSE LENGTH: 1 day in clinic, theory at home

PRICE

WITH KIT - £550
WITHOUT KIT - £450

Kit includes a full lash lifting and tinting kit as well as 2 brow colours of tint. It also includes a waxing kit. The lash lift kit can also be use for eyebrow lamination.



The Ultimate Lash and Brow Bundle

INCLUDES

EYEBROW WAXING
EYEBROW TINTING
EYEBROW LAMINATION
EYELASH TINTING
EYELASH LIFTING
CLASSIC SEMI PERMANENT LASHES
HANDMADE VOLUME LASHES

COURSE LENGTH: 4 days in clinic, theory at home

PRICE

WITH KIT - £1250
WITHOUT KIT - £999


Kit includes a full brow waxing and tinting kit, lash lifting and tinting kit (minus developer as this is in brow kit), a full classic lash kit and a full volume lash kit.

The lash lifting kit can be used for eyebrow lamination.



REVIEWS



Natalie Mua-Hair Farthman 
recommends Radiance Beauty & SPMU
by Jamie.

6 h · 

After completing my training today with Jamie, I highly recommend The Aesthetics and Beauty Training Academy. I done the brow lamination course, it was in-depth and very informative. I felt very at ease and know i can add this service on straight away with the confidence of knowing I have the knowledge, with hints and tips Jamie has given me to succeed. Jamie was so down to earth and made me feel at ease.
Thanks xx



Sophie G
2 reviews

★★★★★ 5 days ago **NEW**

I have completed many training courses with Radiance Beauty Training Liverpool including semi-permanent lashes, lash lift and tint, and brow wax and tint. All of the courses, ran by Jamie, were so informative, helpful, and productive. Jamie was very thorough in her approach and have lots of standard information as well as "hints and tips" that she's learnt herself after her many years experience in the beauty industry. The small group sessions allowed any questions to be asked in a comfortable and safe learning environment. Jamie offered great knowledge outside of just theory and practical practise, such as great quality products to invest in, insurance suggestions and pricing structures that were based on her very many years of experience. Even after completing the course and starting with my own clients, Jamie was always there to offer help and guidance even after I had completed my courses. I highly recommend Radiance Beauty Training to anyone looking for quality training with someone who has so much industry experience as well as a lovely personal approach to their teaching practise.



megan
3 reviews

★★★★★ 5 months ago

My go to for everything. Eyebrow and eyelash queen. My skin is amazing because of Jamie. So many courses available to do, I completed a nail course and Jamie was so understanding and explained everything perfectly. Thankful for her skills!!

Today 12:27

Thank you so so much for my course, I enjoyed every minute of it. Thank you for adapting it to my needs it doesn't go unnoticed! I can't wait to get started and I will definitely be back in the future for more courses!



L1 waxing studio Liverpool
4 reviews

★★★★★ 2 months ago


I recently attended a lash lift course with Jamie her self and I must say her training was 10/10, Jamie has perviously done my lashes and brows in the past so it was a no brainer on who to pick when training, her skills and knowledge made the training much easier. I would recommend Jamie for anything to do with brows & lashes. Also little shout out to her mascot ted!

REVIEWS

Today 19:34

Hi Jamie I wanted to just send you a message to say thanks so much for Ciara's course yesterday. Ciara is autistic and has really struggled since leaving school, feeling a bit lost. The 1 to 1 course was perfect for her, you made her feel at ease and she's come away so happy and confident, she's done her first lash lift today and doing another one tomorrow, sorting out her insta page and looking forward to her little business growing. As her mum and seeing her daily struggles it's amazing to see her full of confidence and excited for her future, so thanks so much again, you're amazing at what you do x



Emma Jade  recommends **The Aesthetics and Beauty Training Academy.**

1 hr · 

completed my lash lift and tint and definition brows course here today with Jamie and can't recommend enough. Despite being a bit in the dark herself and having to wait on the announcement about the COVID restrictions, Jamie went out of her way to make sure I could do my course safely as soon as these were lifted. When I arrived for my course the building was easy to find and really welcoming. We got straight on with my course theory and Jamie went at a really great pace and didn't mind me asking questions along the way (I'm a complete beginner so there were a lot). When we started my practical, I felt a bit nervous trying it out on a real person but Jamie talked me through every step and made me feel really reassured. The whole day was actually such a lovely experience and I can't wait to get started practicing more and more! Thank you so much!



Megan's post



Loved my training with Jamie she is so kind and welcoming..completely made me comfortable. She is so knowledgeable and explains everything so clearly. I couldn't recommend her enough if you're wanting to learn a new skill or even brush up on your current ones. She's so helpful with any follow up questions and always gets back to messages quickly to help, thank you so much Jamie. Looking forward to doing some more courses with you in the future xx



Yesterday at 11:49

Honestly cannot thank u enough

U have made me get the feeling of it all again I appreciate it so much and would love to book in for another course please x



HOW TO BOOK

To book in for a course please contact us on the details below including the course that you'd like to do, a rough date and what times/days you are available.

To secure a date for courses a deposit is required, the remaining balance is required 14 days prior to your course date. All payments are non-refundable. Once your deposit has been paid you have until 10 days prior to your course to move the date and the deposit will be carried over. We appreciate as much notice as possible if you need to change a date. If you cancel/rearrange within 10 days prior to your course you will need to pay a new deposit to be re booked.

Payments can be made via cash, card or bank transfer. Invoices and receipts will be given. Your theory work will not be sent to you until you have paid for the course in full.

Radiance Beauty Training
49A Rodney Street
Liverpool
L1 9EW

07852552114

radiancebeautytraining@outlook.com

